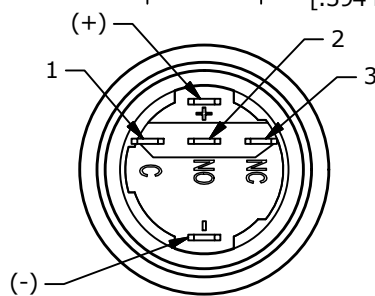
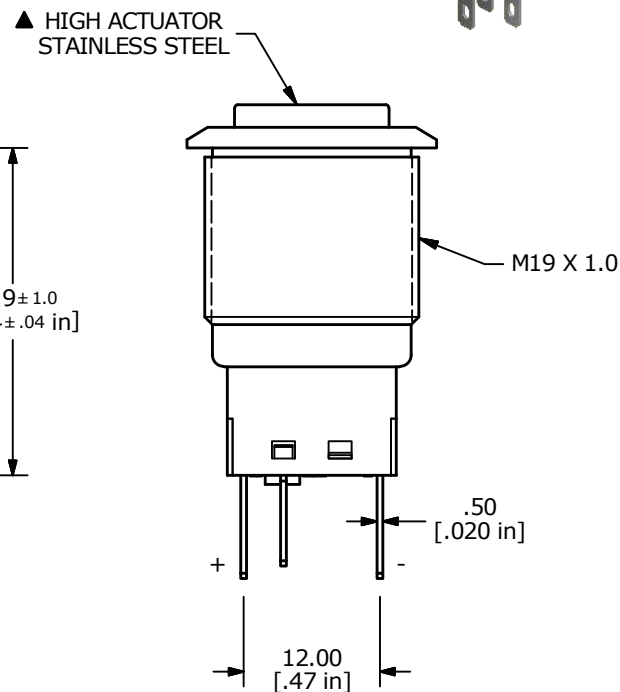
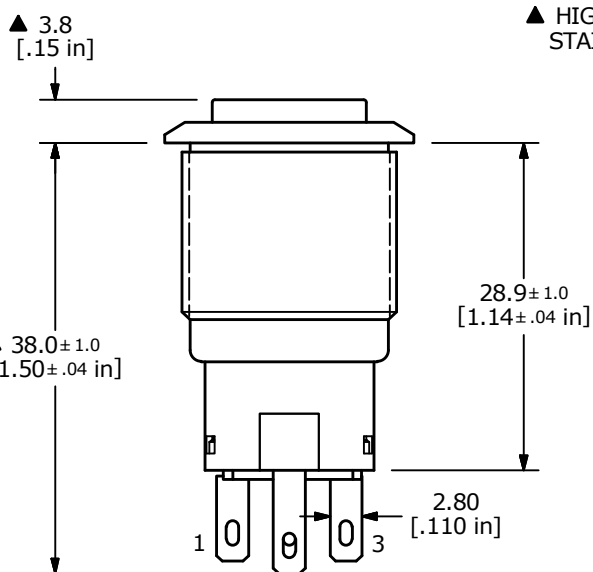
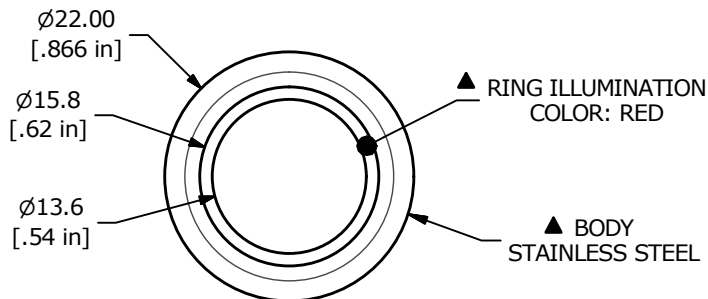
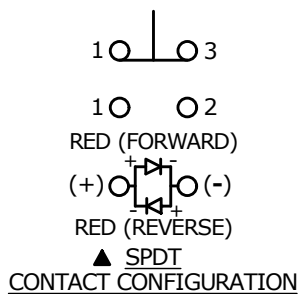


Recommended PANEL CUTOUT
MAX. PANEL THICKNESS:
11.0 [.43in]



SWITCH FUNCTION	
POS. 1	POS. 2
ON	(ON)
1-3	(1-2)

(ON) = MOMENTARY



- NOTE:
- ALL DIMENSIONS IN MM [INCH]
 - GENERAL TOLERANCE: X.X = ±0.4
X.XX = ±0.25
 - TERMINAL NUMBERS FOR REF ONLY
 - CONTACT MATERIAL: SILVER
 - RATING: 2A 24VDC
 - ELECTRIC LIFE: 50,000 MAKE-AND-BREAK CYCLES AT FULL LOAD.
 - INSULATION RESISTANCE: 1,000 MΩ MIN.
 - DIELECTRIC STRENGTH: 2,000 VAC MIN. FOR 1 MINUTE
 - CONTACT RESISTANCE: 50mΩ MAX. @ 1A 12VDC
 - OPERATING TEMP.: -20°C to 55°C
 - TRAVEL: 2.8mm
 - ▲ DENOTES CRITICAL PARAMETER
 - LAMP VOLTAGE: 24V
 - INGRESS PROTECTION: IP65
 - HARDWARE SUPPLIED: O-RING AND HEXNUT



A	23424	NEW RELEASE	7/5/18	MW
REV	PCR NO	DESCRIPTION	DATE	BY

TITLE PV4H2B0SS-315				
SCALE 3:2	DATE 7/5/2018	DR MW	DWG 52-PV4H2B0SS315	REV A

THE INFORMATION CONTAINED IN THIS DOCUMENT IS PROPRIETARY TO E-SWITCH AND IS NOT TO BE COPIED OR TRANSFERRED